

swf

STEEL WINDOW FITTINGS



Window Handles Range



With window handles and accessories to suit all styles, Steel Window Fittings have expertly crafted a range of window furniture for all needs. Whether you require a simple handle on a four hole backplate and wedge to finish or a triplex system for taller profiles and extra security.

Standard Handles	● ————— ●	Pages 4 - 11
Multipoint Handles	● ————— ●	Pages 12 - 19
Espag Handles	● ————— ●	Pages 20 - 23
Duplex Handles	● ————— ●	Pages 24 - 33
Triplex Handles	● ————— ●	Pages 34 - 43
Window Accessories	● ————— ●	Pages 44 - 51

Contents

swf

STEEL WINDOW FITTINGS



The logo consists of the lowercase letters 'swf' in a bold, sans-serif font, enclosed within a light green square frame that is slightly tilted.

STEEL WINDOW FITTINGS

Standard Window Handles

Steel Window Fittings' standard window handle range encompasses all styles. The B195 is perfect for contemporary properties, including office spaces and buildings. For heritage spaces, including both listed properties or residential, the B918 suites well with older styles of frame.

All window handles are available in key-locking or non-locking and come fitted to a four hole backplate.







PRODUCT FEATURES & TECHNICAL INFORMATION

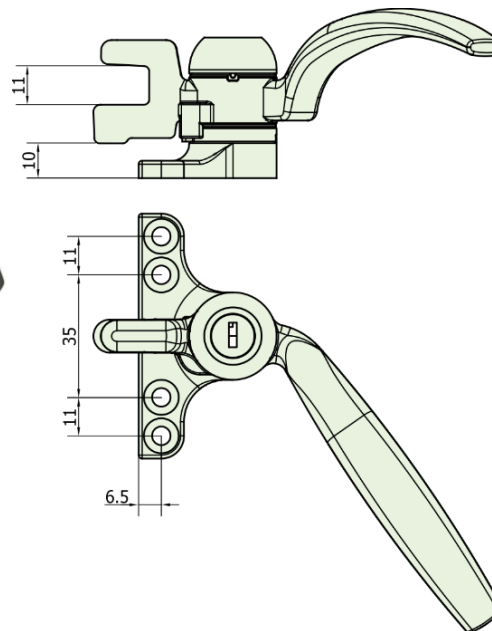
- Traditionally fitted on steel windows, however can also be fitted on timber frame (when used with timber frame accessories)
- Night Vent operation integrated
- Backplate can be replaced with a 2-hole version (screw or rivet)
- Available as Duplex and Triplex window systems
- Suitable for M5 countersunk fixing screws
- Available in several finishes or matching RAL finish on request
- Complimentary B375 design pegstay available in 2 sizes
- Complimentary door handles and escutcheons available for a suited look

B158 Curved Classic Handle 4-Hole Backplate

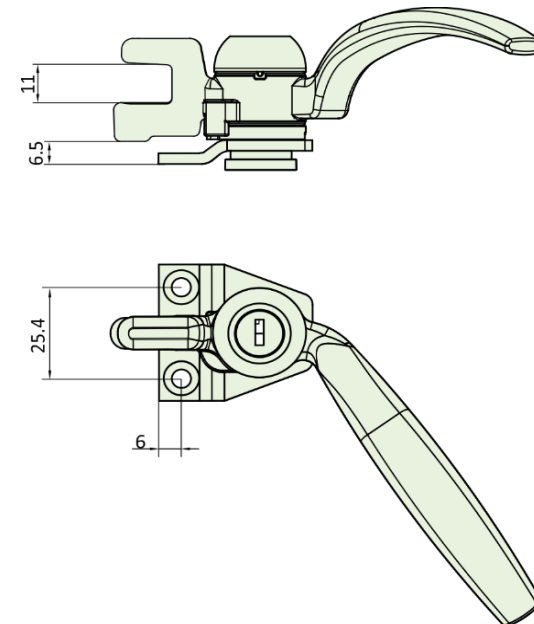


B158N09F—Non Locking

B158K09F—Key Locking



4-Hole Backplate Dimensions



2-Hole Backplate Dimensions



B195 Straight Classic Handle 4-Hole Backplate

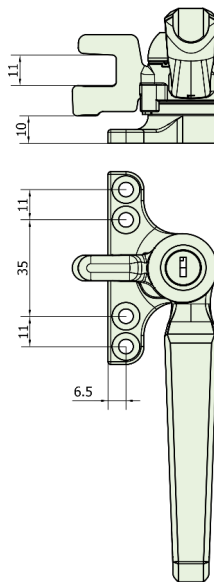


B195N09F—Non Locking

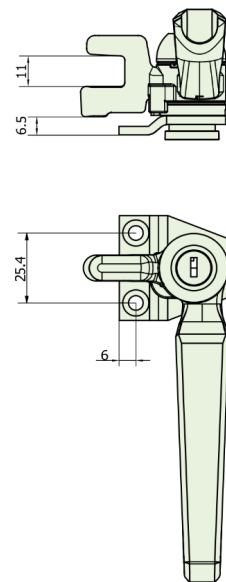
B195K09F—Key Locking

PRODUCT FEATURES & TECHNICAL INFORMATION

- Traditionally fitted on steel windows, however can also be fitted on timber frame (when used with timber frame accessories)
- Night Vent operation integrated
- Backplate can be replaced with a 2-hole version (screw or rivet)
- Available as Duplex and Triplex window systems
- Suitable for M5 countersunk fixing screws
- Available in several finishes or matching RAL finish on request
- Complimentary B395 design pegstay available in 3 sizes
- Complimentary door handles and escutcheons available for a suited look



4-Hole Backplate Dimensions



2-Hole Backplate Dimensions



B918 Arched Classic Handle 4-Hole Backplate

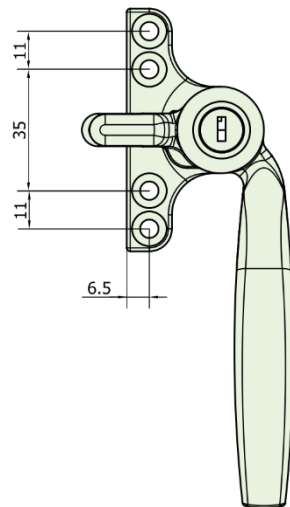
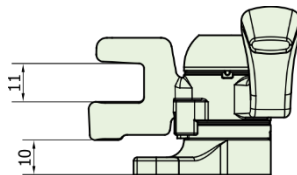


B918N09F—Non Locking

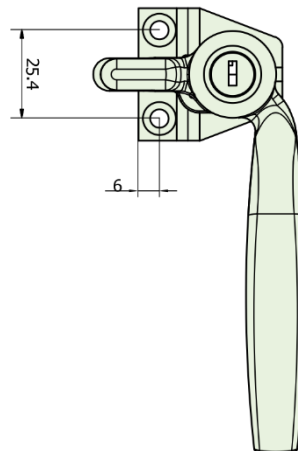
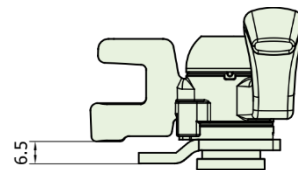
B918K09F—Key Locking

PRODUCT FEATURES & TECHNICAL INFORMATION

- Traditionally fitted on steel windows, however can also be fitted on timber frame (when used with timber frame accessories)
- Night Vent operation integrated
- Backplate can be replaced with a 2-hole version (screw or rivet)
- Available as duplex and triplex window system
- Suitable for M5 Countersunk fixing screws



4-Hole Backplate Dimensions



2-Hole Backplate Dimensions



B205 Scrolled Classic Handle 4-Hole Backplate

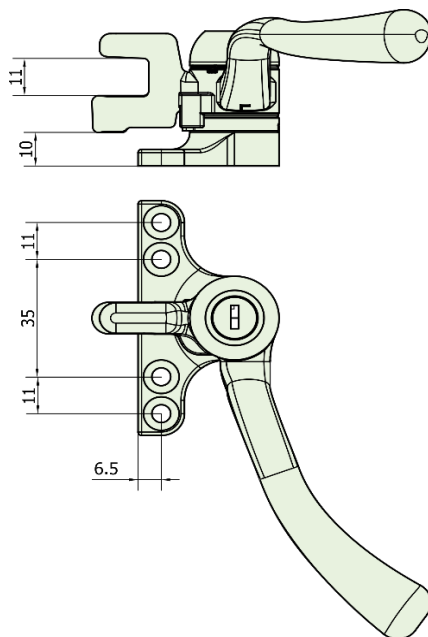
PRODUCT FEATURES & TECHNICAL INFORMATION

- Traditionally fitted on steel windows, however can also be fitted on timber frame (when used with timber frame accessories)
- Night Vent operation integrated
- Backplate can be replaced with 2-hole version
- Available as Duplex and Triplex window system
- Suitable for M5 countersunk fixing screws

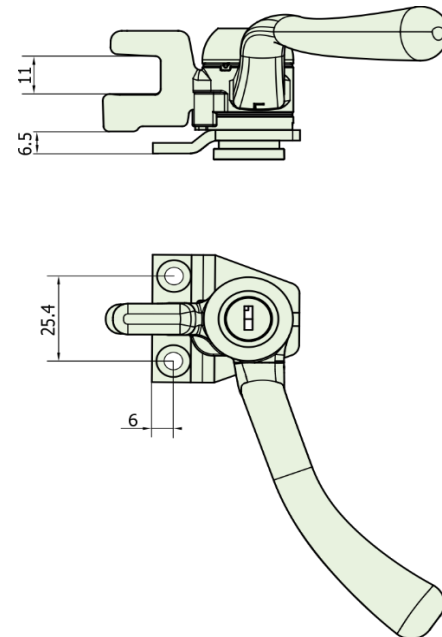


B205N09F—Non Locking

B205K09F—Key Locking



4-Hole Backplate Dimensions



2-Hole Backplate Dimensions



PRODUCT FEATURES & TECHNICAL INFORMATION

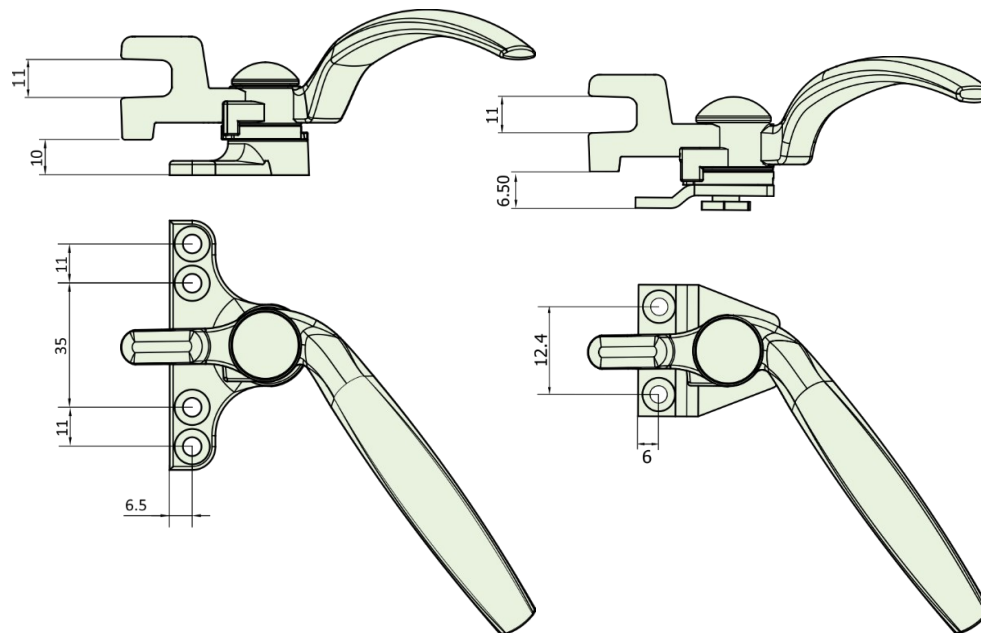
- Traditionally fitted on steel windows, however can also be fitted on timber frame (use with timber accessories)
- Night Vent operation integrated
- Grub screw version provides lockable option (use with B158 Grub Key)
- Backplate can be replaced with a 2-hole version (screw or rivet)
- Suitable for M5 countersunk fixing screws

B158 Curved Classic Handle 4-Hole Backplate



B158F—Non Locking

B158FG—Key Locking



4-Hole Backplate Dimensions

2-Hole Backplate Dimensions

swf

STEEL WINDOW FITTINGS



The image features a collection of steel window fittings and handles. In the top left, there is a logo for 'swf' in a stylized font, with 'STEEL WINDOW FITTINGS' written below it in a green box. The background is a light grey surface. Four different window fittings are shown: a dark bronze one on the left, a black one in the center, a dark bronze one with a curved handle on the right, and a gold one on the far right. A large green rectangular box is positioned in the lower-left quadrant, containing text about concealed multipoint handles.


swf

STEEL WINDOW FITTINGS

Concealed Multipoint Handles

A unique style of handle, the concealed multipoint handles feature an internal gearbox. These can also be fitted and used as standard hardware.

Along with the standard style of handles for multipoint, SWF also offer a monkey tail handle and the distinctive dragon tail.





MP158 Multipoint Curved Classic Handle

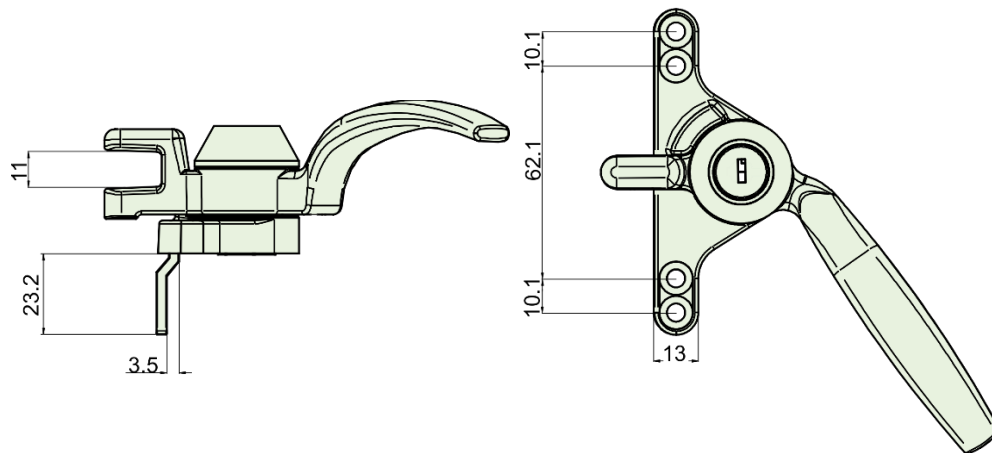


MP158—Non Locking

MP158—Key Locking

PRODUCT FEATURES & TECHNICAL INFORMATION

- A Multipoint handle which replicates the traditional appearance of a cockspur handle with a gear box drive blade for concealed multipoint rail systems
- Variety of drive blades enables compatibility with many window systems, see separate drive blades options page at the end of this section
- Screw cover caps are supplied for a contemporary look and colour fixing screws are available for a traditional appearance
- Suitable for M4 countersunk fixing screws
- Available in several finishes or matching RAL finish on request
- Complimentary B375 design pegstay available in 2 sizes
- Complimentary door handles and escutcheons available for suited look



4-Hole Backplate Dimensions



PRODUCT FEATURES & TECHNICAL INFORMATION

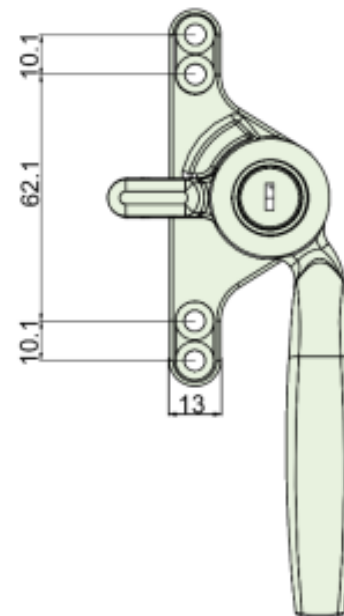
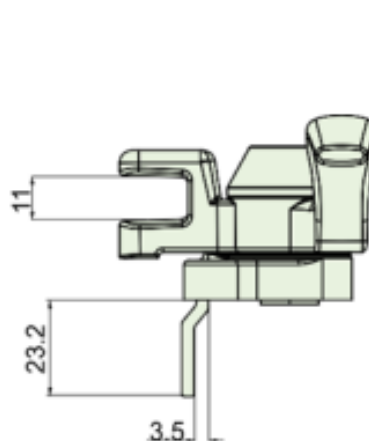
- Traditionally fitted on steel windows, however can also be fitted on timber frame (when used with timber frame accessories)
- Night Vent operation integrated
- Backplate can be replaced with a 2-hole version
- Available as Duplex and Triplex window system
- Suitable for M5 countersunk fixing screws
- Available in several finishes or matching RAL finish on request
- Complimentary B375 design pegstay available in 2 sizes
- Complimentary door handles and escutcheons available for suited look

MP918 Multipoint Arched Classic Handle



MP918N12—Non Locking

MP918K12—Key Locking



4-Hole Backplate Dimensions



PRODUCT FEATURES & TECHNICAL INFORMATION

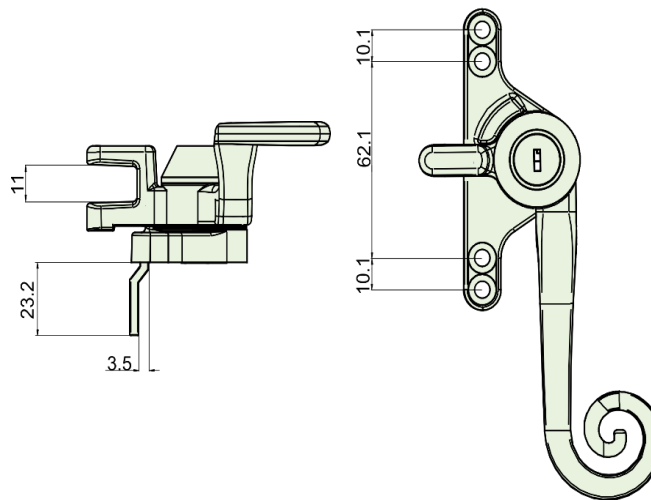
- A Multipoint handle which replicates the traditional appearance of a cockspur handle with a gear box drive blade for concealed multipoint rail systems
- Variety of drive blades enables compatibility with many window systems, see separate drive blades options page at the end of this section
- Screw cover caps are supplied for a contemporary look and colour fixing screws are available for a traditional appearance
- Available with drive blade removed for standard cockspur handle operation
- Suitable for M4 countersunk fixing screws
- Available in several finishes or matching RAL finish on request
- Complimentary B400 design pegstay available in 2 sizes
- Complimentary door handles and escutcheons available for suited look

MP400 Multipoint Monkey-Tail Classic Handle



MP400N—Non Locking

MP400K—Key Locking



4-Hole Backplate Dimensions



PRODUCT FEATURES & TECHNICAL INFORMATION

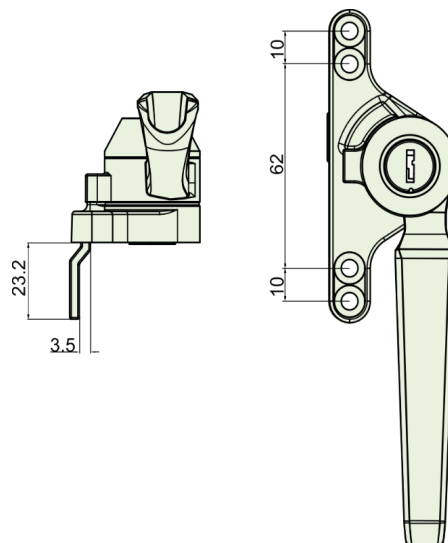
- A Multipoint handle which replicates a traditional handle with a gear box drive blade for concealed multipoint rail systems
- Variety of drive blades enables compatibility with many window systems, see separate drive blades options page at the end of this section
- Screw cover caps are supplied for a contemporary look and colour fixing screws are available for a traditional appearance
- Suitable for M4 countersunk fixing screws
- Available in several finishes or matching RAL finish on request
- Complimentary B395 design pegstay available in 3 sizes
- Complimentary door handles and escutcheons available for suited look

MP196 Multipoint Modern Straight Classic Handle



MP196N12 – Non Locking

MP196K12- Key Locking



Dimensions with Standard Drive Blade



MP920 Multipoint Modern Arched Classic Handle



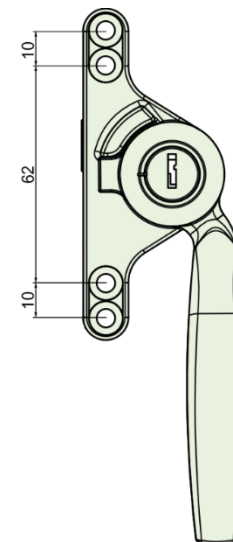
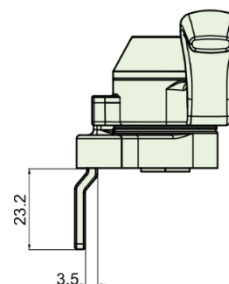
MP920N12 – Non Locking



MP920K12- Key Locking

PRODUCT FEATURES & TECHNICAL INFORMATION

- A Multipoint handle which replicates a traditional handle with a gear box drive blade for concealed multipoint rail systems
- Variety of drive blades enables compatibility with many window systems, see separate drive blades options page at the end of this section
- Screw cover caps are supplied for a contemporary look and colour fixing screws are available for a traditional appearance
- Suitable for M4 countersunk fixing screws
- Available in several finishes or matching RAL finish on request
- Complimentary B375 design pegstay available in 2 sizes
- Complimentary door handles and escutcheons available for suited look



Dimensions with Standard Drive Blade



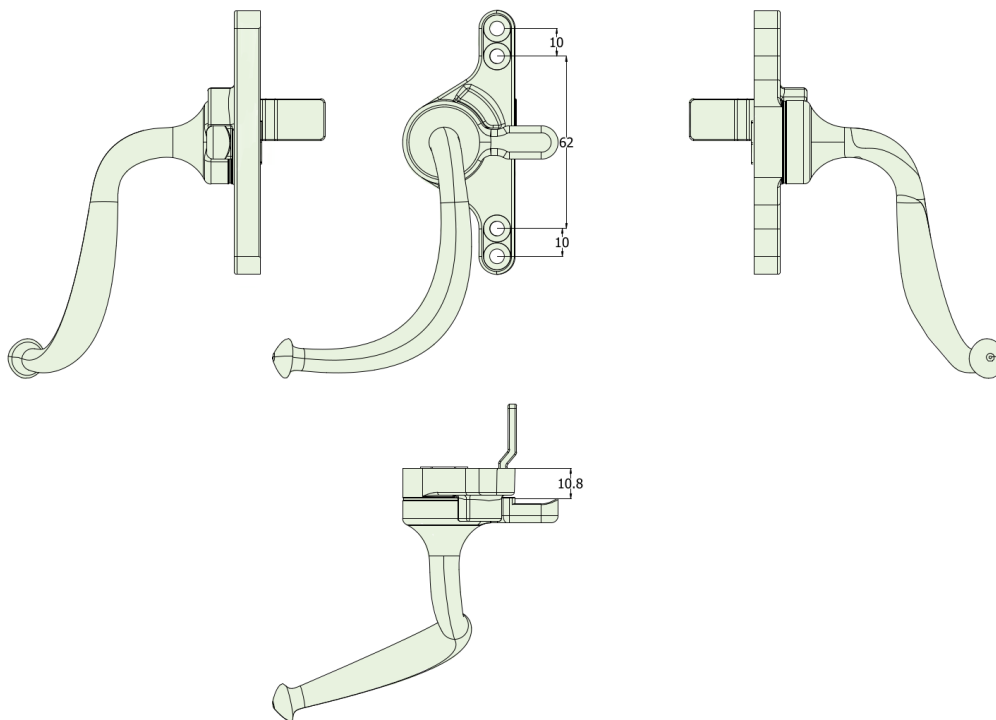
MP450 Multipoint Dragon Tail Classic Handle



MP450 – Non Locking

PRODUCT FEATURES & TECHNICAL INFORMATION

- A Multipoint handle with a Dragon tail handle. Including a gear box drive blade for concealed multipoint rail systems
- Variety of drive blades enables compatibility with many window systems, see separate drive blades options page at the end of this section
- Screw cover caps are supplied for a contemporary look and colour fixing screws are available for a traditional appearance
- Suitable for M4 countersunk fixing screws
- Available in several finishes or matching RAL finish on request



Dimensions with Standard Drive Blade

The image features a collection of window handles. In the top left, there is a logo consisting of the letters 'swf' in a stylized font, enclosed within a light green square frame. Below this frame is a horizontal green bar with the text 'STEEL WINDOW FITTINGS' in white. The background of the image shows several window handles. On the left, there are two brass-colored handles with a curved lever design. On the right, there is a larger, dark-colored handle with a more complex, multi-point locking mechanism. The handles are set against a plain white background.

swf

STEEL WINDOW FITTINGS

Espagnolette Window Handles

A small, compact handle, the espagnolette is suited for non-steel frames such as Upvc, timber or aluminium.

Also known as the espag, this type of handle requires a gearbox for non concealed multipoint systems.

All of SWF's standard lever styles are available.



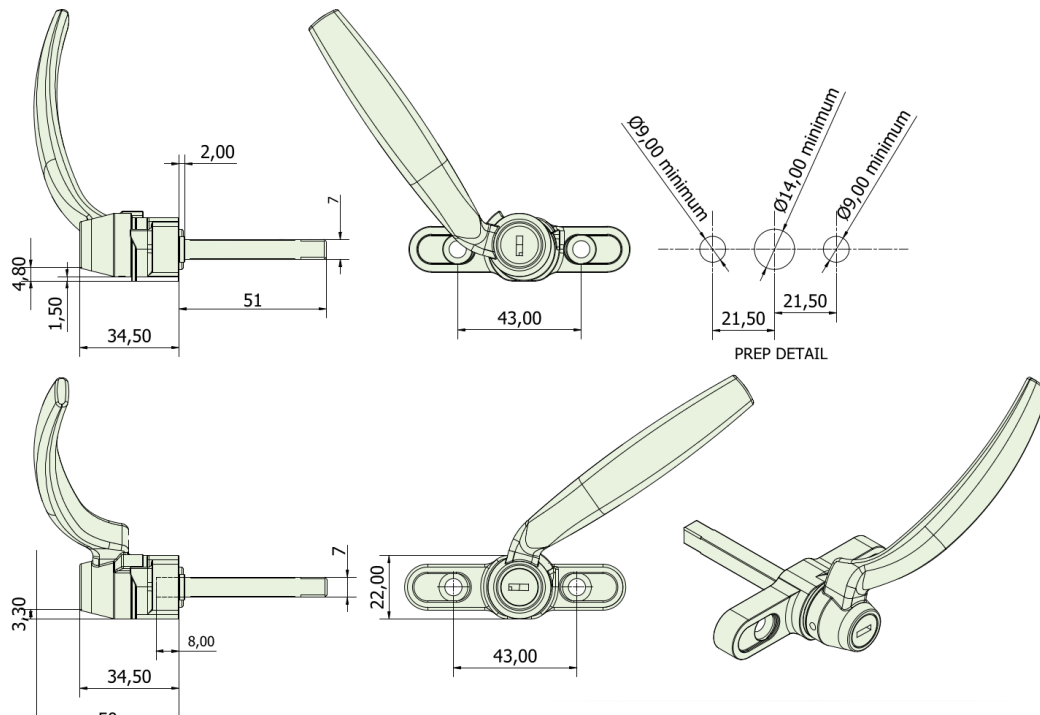
SQOT158 Espag Spindle Curved Classic Handle

PRODUCT FEATURES & TECHNICAL INFORMATION

- For windows which use a concealed espagnolette 7mm gearbox rail system
- Replicates the appearance of a traditional cockspur handle
- Screw cover caps are supplied for a contemporary look
- Suitable for M5 countersunk fixing screws
- Available in several finishes or matching RAL finish on request
- Complimentary B375 design pegstay available in 2 sizes
- Complimentary door handles and escutcheons available for suited look



SQOT158K07- Key Locking



Dimensions



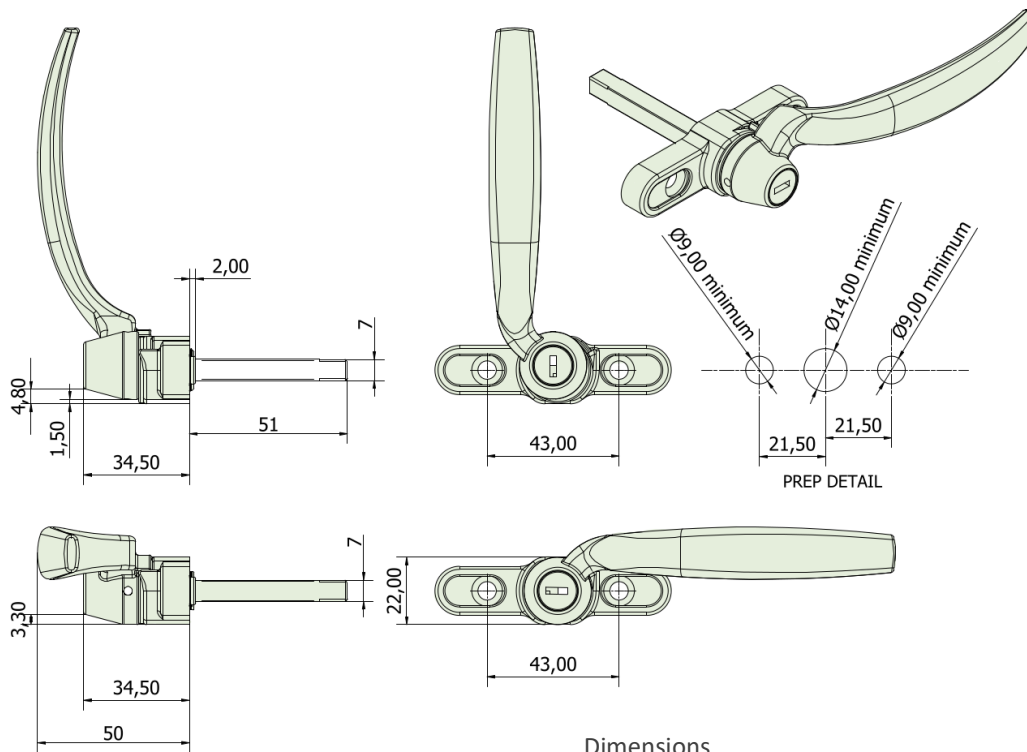
PRODUCT FEATURES & TECHNICAL INFORMATION

- For windows which use a concealed espagnolette 7mm gearbox rail system
- Replicates the appearance of a traditional cockspur handle mechanism
- Screw cover caps are supplied for a contemporary look
- Suitable for M5 countersunk fixing screws
- Available in several finishes or matching RAL finish on request
- Complimentary B375 design pegstay available in 2 sizes
- Complimentary door handles and escutcheons available for suited look

SQOT918 Espag Spindle Curved Classic Handle



SQOT918K07- Key Locking



The logo consists of the lowercase letters 'swf' in a bold, sans-serif font, enclosed within a light green square frame that is slightly tilted.


STEEL WINDOW FITTINGS

Duplex Window Handles

The Duplex window handles offer a traditional appearance, increasing the number of locking points. They are a classic design and feature rods that are visible along the window frame.

Duplex systems are still used on both contemporary and heritage properties to retain the classic design of a steel window.

See our window accessories for the accompanying rods (page 46)







B158 Curved Classic Handle Duplex 4-Hole Backplate

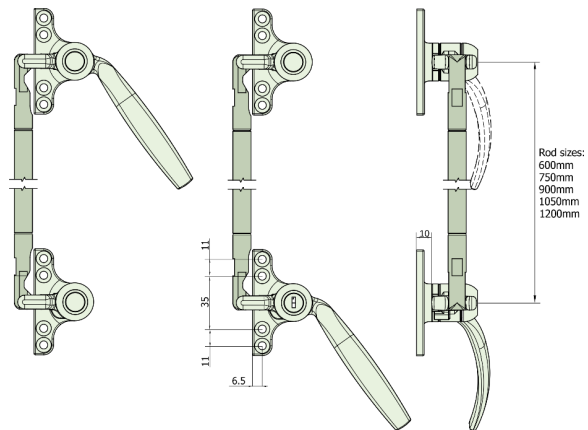
(Open Out)



Dimensions Outward Opening 4 hole Backplate

PRODUCT FEATURES & TECHNICAL INFORMATION

- A Duplex window handle that gives 2 locking points operated from a single handle, use with B646 connecting rods available in 5 sizes.
- Often used for windows above 1300mm or where access to a single cockspur handle becomes difficult
- Non locking, inward opening and night vent variations available
- Suites with the standard range of window handle and Triplex handles
- Backplate can be replaced with a 2 hole version (screw or rivet)
- Suitable for M5 countersunk fixing screws
- Available in several finishes or matching RAL finish on request
- Complimentary B375 pegstay available in 2 sizes for standard window opening
- Complimentary door handles and escutcheons available for suited look



B646NOSE & Connector

B158K09FDU – Key Locking with Connector



B158 Curved Classic Handle Duplex 4-Hole Backplate

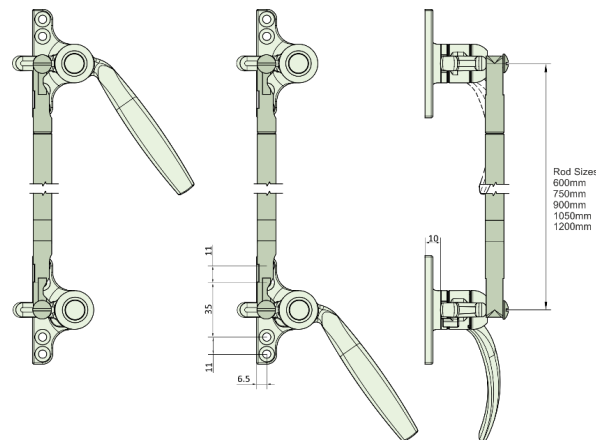
Night Vent Facility (Open In)



Dimensions Outward Opening 4 hole Backplate

PRODUCT FEATURES & TECHNICAL INFORMATION

- A Duplex window handle that gives 2 locking points operated from a single handle, use with B646 connecting rods available in 5 sizes.
- Use for inward opening windows above 1300mm or where access to a single cockspur handle becomes difficult and/or when night vent option required
- Non locking and outward opening variations available
- Suites with the standard range of window handle and Triplex handles
- Backplate can be replaced with a 2-hole version (screw or rivet)
- Suitable for M5 countersunk fixing screws
- Available in several finishes or matching RAL finish on request
- Complimentary B375 pegstay available in 2 sizes for standard window opening
- Complimentary door handles and escutcheons available for suited look



B646NOSE & Connector

B158K09FDU – Key Locking with Connector



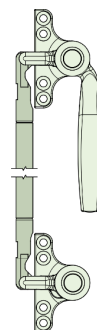
B918 Arched Classic Handle Duplex 4-Hole Backplate (Open out)



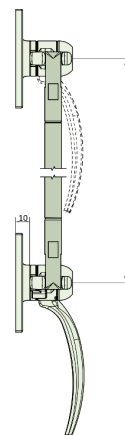
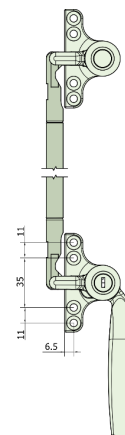
Dimensions Outward Opening 4 hole Backplate

PRODUCT FEATURES & TECHNICAL INFORMATION

- A Duplex window handle that gives 2 locking points operated from a single handle, use with B646 connecting rods available in 5 sizes.
- Often used for windows above 1300mm or where access to a single cockspur handle becomes difficult
- Non locking, Inward opening and night vent variations available
- Suites with the standard range of window handle and Triplex handles
- Backplate can be replaced with a 2 hole version (screw or rivet)
- Suitable for M5 countersunk fixing screws
- Available in several finishes or matching RAL finish on request
- Complimentary B375 pegstay available in 2 sizes for standard window opening
- Complimentary door handles and escutcheons available for suited look



B646NOSE & Connector



B918K09FDU – Key Locking with Connector

Rod sizes:
600mm
750mm
900mm
1050mm
1200mm



B918 Arched Classic Handle Duplex 4-Hole Backplate

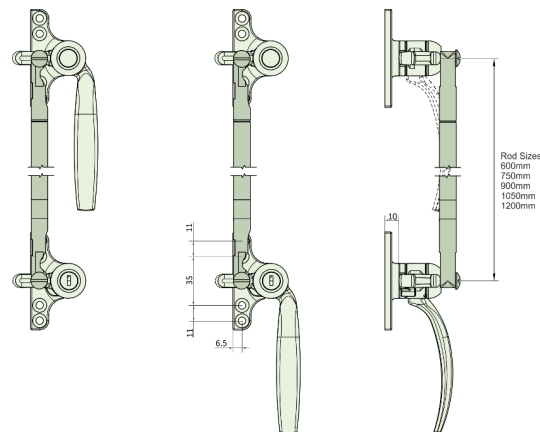
Night Vent Facility (Open in)



Dimensions Inward Opening 4 hole Backplate

PRODUCT FEATURES & TECHNICAL INFORMATION

- A Duplex window handle that gives 2 locking points operated from a single handle, use with B646 connecting rods available in 5 sizes.
- Use for inward opening windows above 1300mm or where access to a single cockspur handle becomes difficult and/or when night vent option required
- Non locking and outward opening variations available
- Suites with the standard range of window handle and Triplex handles
- Backplate can be replaced with a 2-hole version (screw or rivet)
- Suitable for M5 countersunk fixing screws
- Available in several finishes or matching RAL finish on request
- Complimentary B375 pegstay available in 2 sizes for standard window opening
- Complimentary door handles and escutcheons available for suited look



B646NOSEOI & Connector B918K09FDUOI – Key Locking with Connector



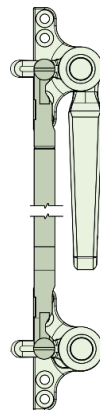
**B195 Straight Classic Handle Duplex 4-Hole
Backplate
Night Vent Facility (Open Out)**



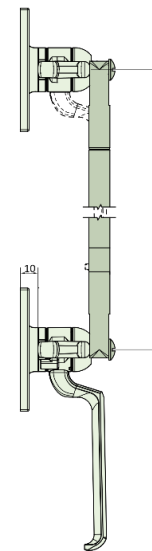
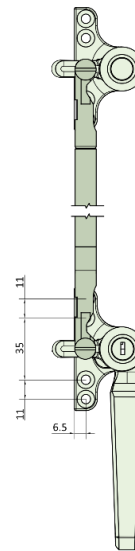
Dimensions Outward Opening 4 hole Backplate

PRODUCT FEATURES & TECHNICAL INFORMATION

- A Duplex window handle that gives 2 locking points operated from a single handle, use with B646 connecting rods available in 5 sizes.
- Use for inward opening windows above 1300mm or where access to a single cockspur handle becomes difficult and/or when night vent option required
- Non locking and outward opening variations available
- Suites with the standard range of window handle and Triplex handles
- Backplate can be replaced with a 2-hole version (screw or rivet)
- Suitable for M5 countersunk fixing screws
- Available in several finishes or matching RAL finish on request
- Complimentary B395 pegstay available in 3 sizes for standard window opening
- Complimentary door handles and escutcheons available for suited look



B646NOSE & Connector



B195K09FDU – Key Locking with Connector

Rod Sizes:
600mm
750mm
900mm
1050mm
1200mm



B195 Straight Classic Handle Duplex 4-Hole Backplate

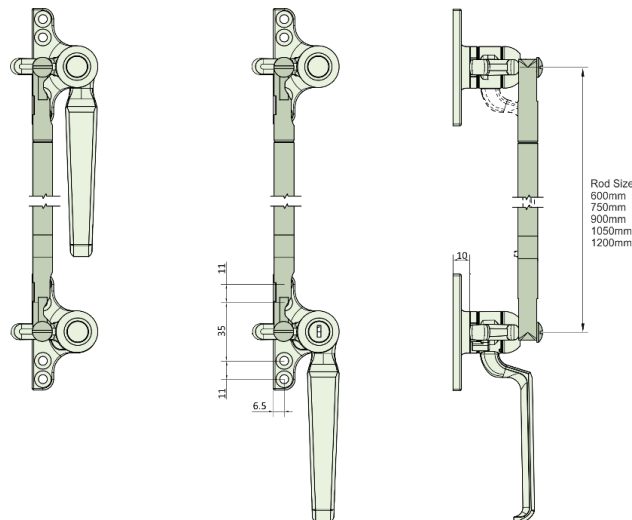
Night Vent Facility (Open in)



Dimensions Inward Opening 4 hole Backplate

PRODUCT FEATURES & TECHNICAL INFORMATION

- A Duplex window handle that gives 2 locking points operated from a single handle, use with B646 connecting rods available in 5 sizes.
- Use for inward opening windows above 1300mm or where access to a single cockspur handle becomes difficult and/or when night vent option required
- Non locking and outward opening variations available
- Suites with the standard range of window handle and Triplex handles
- Backplate can be replaced with a 2-hole version (screw or rivet)
- Suitable for M5 countersunk fixing screws
- Available in several finishes or matching RAL finish on request
- Complimentary B375 pegstay available in 2 sizes for standard window opening
- Complimentary door handles and escutcheons available for suited look



B646NOSEOI & Connector B195K09FDUOI – Key Locking with Connector



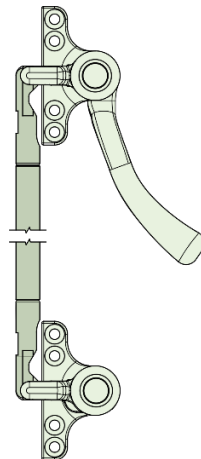
B205 Scrolled Classic Handle Duplex 4-Hole Backplate (Open Out)



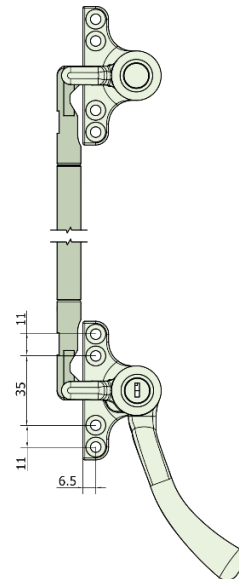
Dimensions Outward Opening 4 hole Backplate

PRODUCT FEATURES & TECHNICAL INFORMATION

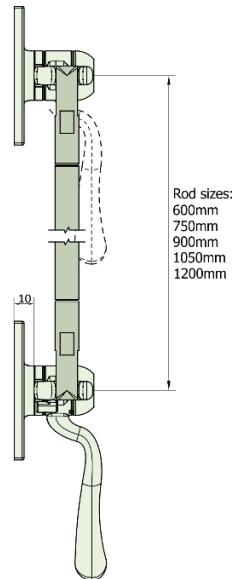
- A Duplex window handle that gives 2 locking points operated from a single handle, use with B646 connecting rods available in 5 sizes.
- Often used for windows above 1300mm or where access to a single cockspur handle becomes difficult
- Non locking, inward opening and night vent variations available
- Suites with the standard range of window handle and Triplex handles
- Backplate can be replaced with a 2 hole version (screw or rivet)
- Suitable for M5 countersunk fixing screws
- Available in several finishes or matching RAL finish on request
- Complimentary B375 pegstay available in 2 sizes for standard window opening
- Complimentary door handles and escutcheons available for suited look



B646NOSE & Connector



B205K09FDU – Key Locking with Connector



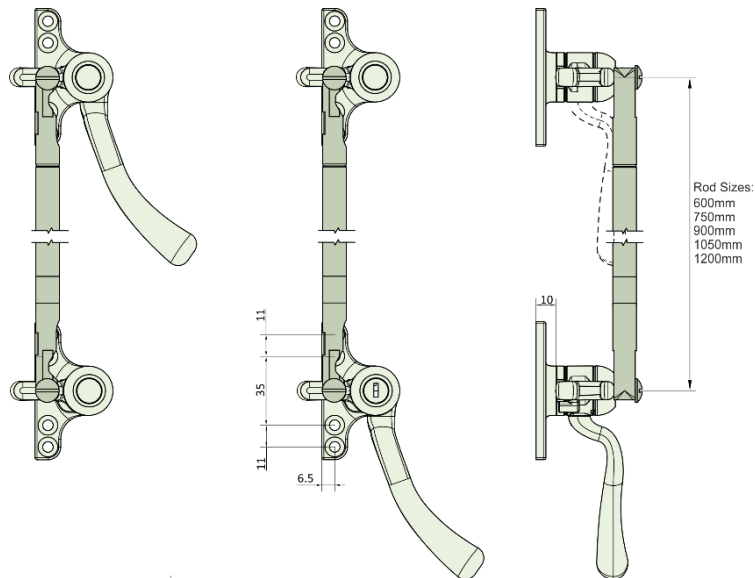


PRODUCT FEATURES & TECHNICAL INFORMATION

- A Duplex window handle that gives 2 locking points operated from a single handle, use with B646 connecting rods available in 5 sizes.
- Use for inward opening windows above 1300mm or where access to a single cockspur handle becomes difficult and/or when night vent option required
- Non locking and outward opening variations available
- Suites with the standard range of window handle and Triplex handles
- Backplate can be replaced with a 2-hole version (screw or rivet)
- Suitable for M5 countersunk fixing screws
- Available in several finishes or matching RAL finish on request
- Complimentary B375 pegstay available in 2 sizes for standard window opening
- Complimentary door handles and escutcheons available for suited look

B205 Scrolled Classic Handle Duplex 4-Hole Backplate

Night Vent Facility (Open in)



Dimensions Inward Opening 4 hole Backplate

B646NOSEOI & Connector B205K09FDUOI – Key Locking with Connector

The logo consists of the lowercase letters 'swf' in a bold, sans-serif font, enclosed within a light green square frame that is slightly tilted.

STEEL WINDOW FITTINGS

Triplex Window Handles

Like the Duplex system, Triplex is a method of securing windows with a traditional handle that links with a rod and two 'noses'.

The Triplex system is used when a window is taller in order to accommodate the space whilst utilizing locking and weathering capabilities.

See our window accessories for the accompanying rods (page 46)





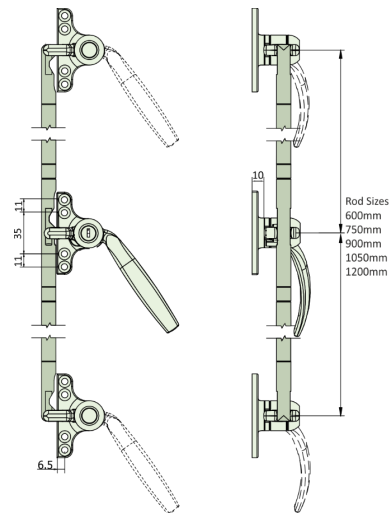


B158 Curved Classic Handle Triple 4-Hole Backplate (Open Out)



PRODUCT FEATURES & TECHNICAL INFORMATION

- A Triplex window handle that gives 3 locking points operated from a single handle, use with B646 connecting rods available in 5 sizes
- Often used for outward opening windows above 1800mm or where access to a single cockspur handle becomes difficult
- The handle can be positioned at the base of the window with 2 'nose' locking points above or alternatively in the middle or at top for multiple applications
- Non locking, inward opening and night vent variations available
- Suites with the standard range of window handle and Duplex handles
- Backplate can be replaced with a 2-hole version (screw or rivet)
- Suitable for M5 countersunk fixing screws
- Available in several finishes or matching RAL finish on request
- Complimentary B375 pegstay available in 2 sizes for standard window opening
- Complimentary door handles and escutcheons available for suited look



Dimensions Outward Opening 4 hole Backplate

B646NOSE & 2 Connectors

B158K09FTR – Key Locking with Connector



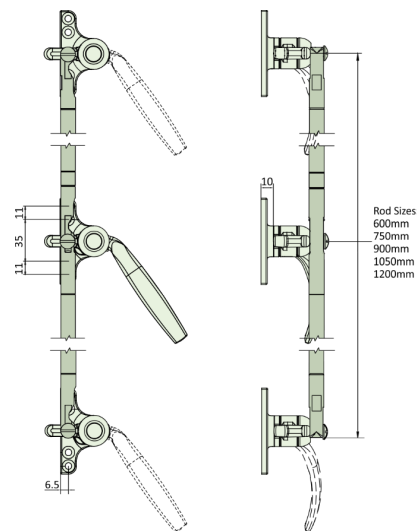
B158 Curved Classic Handle Triplex 4-Hole Backplate Night Vent Facility (Open in)



Dimensions Inward Opening In 4 hole Backplate

PRODUCT FEATURES & TECHNICAL INFORMATION

- A Triplex window handle that gives 3 locking points operated from a single handle, use with B646 connecting rods available in 5 sizes
- Use for inward opening windows above 1800mm or where access to a single cockspur handle becomes difficult and/or when night vent option required
- The handle can be positioned at the base of the window with 2 'nose' locking points above or alternatively in the middle or at top for multiple applications
- Non locking and outward opening variations available
- Suites with the standard range of window handle and Duplex handles
- Backplate can be replaced with a 2-hole version (screw or rivet)
- Suitable for M5 countersunk fixing screws
- Available in several finishes or matching RAL finish on request
- Complimentary B375 pegstay available in 2 sizes for standard window opening
- Complimentary door handles and escutcheons available for suited look



B646NOSEOI & 2 Connectors

B158K09FTROI – Key Locking with Connectors

swf

STEEL WINDOW FITTINGS

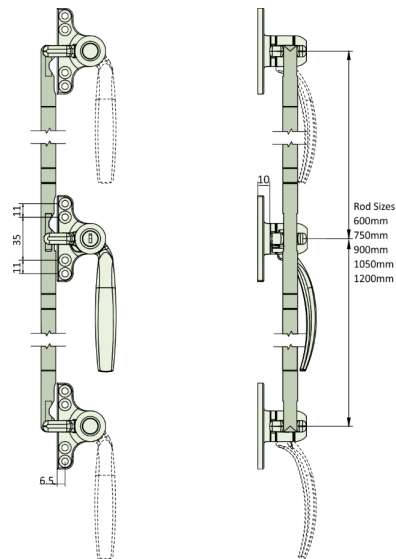
B918 Arched Classic Handle Triplex 4-Hole Backplate (Open Out)



Dimensions Outward Opening 4 hole Backplate

PRODUCT FEATURES & TECHNICAL INFORMATION

- A Triplex window handle that gives 3 locking points operated from a single handle, use with B646 connecting rods available in 5 sizes
- The handle can be positioned at the base of the window with 2 'nose' locking points above or alternatively in the middle or at top for multiple applications
- Often used for windows above 1800mm or where access to a single cockspur handle becomes difficult
- Non locking, inward opening and night vent variations available
- Suites with the standard range of window handle and Duplex handles
- Backplate can be replaced with a 2-hole version (screw or rivet)
- Suitable for M5 countersunk fixing screws
- Available in several finishes or matching RAL finish on request
- Complimentary B375 pegstay available in 2 sizes for standard window opening
- Complimentary door handles and escutcheons available for suited look



B646NOSE & 2 Connectors

B918K09FTR – Key Locking with Connector



PRODUCT FEATURES & TECHNICAL INFORMATION

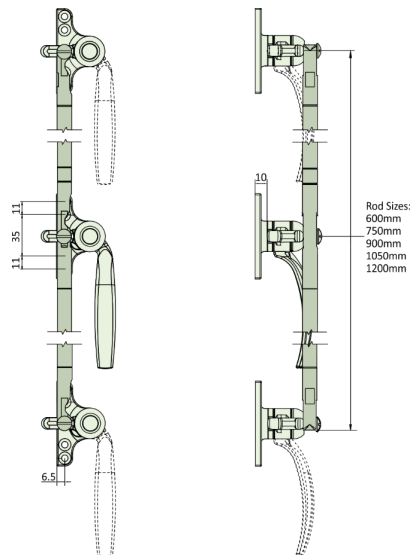
- A Triplex window handle that gives 3 locking points operated from a single handle, use with B646 connecting rods available in 5 sizes
- Use for inward opening windows above 1800mm or where access to a single cockspur handle becomes difficult and/or when night vent option required
- The handle can be positioned at the base of the window with 2 'nose' locking points above or alternatively in the middle or at top for multiple applications
- Non locking and outward opening variations available
- Suites with the standard range of window handle and Duplex handles
- Backplate can be replaced with a 2-hole version (screw or rivet)
- Suitable for M5 countersunk fixing screws
- Available in several finishes or matching RAL finish on request
- Complimentary B375 pegstay available in 2 sizes for standard window opening
- Complimentary door handles and escutcheons available for suited look

B918 Arched Classic Handle Triplex 4-Hole Backplate

Night Vent Facility (Open in)



Dimensions Inward Opening In 4 hole Backplate



B646NOSEOI & 2 Connectors

B918K09FTROI – Key



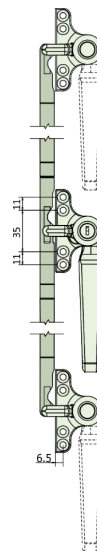
B195 Straight Classic Handle Triplex 4-Hole Backplate (Open Out)



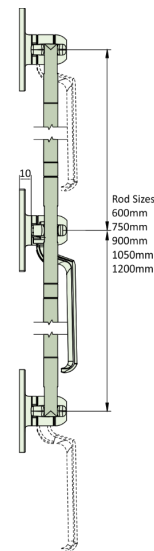
Dimensions Outward Opening 4 hole Backplate

PRODUCT FEATURES & TECHNICAL INFORMATION

- A Triplex window handle that gives 3 locking points operated from a single handle, use with B646 connecting rods available in 5 sizes
- Often used for outward opening windows above 1800mm or where access to a single cockspur handle becomes difficult
- The handle can be positioned at the base of the window with 2 'nose' locking points above or alternatively in the middle or top enabling multiple application
- Non locking, inward opening and night vent variations available
- Suites with the standard range of window handle and Duplex handles
- Backplate can be replaced with a 2-hole version (screw or rivet)
- Suitable for M5 countersunk fixing screws
- Available in several finishes or matching RAL finish on request
- Complimentary B395 pegstay available in 3 sizes for standard window opening
- Complimentary door handles and escutcheons available for suited look



B646NOSE & 2 Connectors



B195K09FTR – Key Locking with Connector



B195 Straight Classic Handle Triplex 4-Hole Backplate

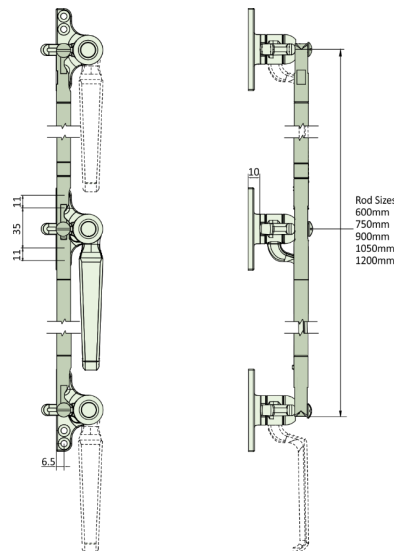
Night Vent Facility (Open in)



Dimensions Inward Opening In 4 hole Backplate

PRODUCT FEATURES & TECHNICAL INFORMATION

- A Triplex window handle that gives 3 locking points operated from a single handle, use with B646 connecting rods available in 5 sizes
- Use for inward opening windows above 1800mm or where access to a single cockspur handle becomes difficult and/or when night vent option required
- The handle can be positioned at the base of the window with 2 'nose' locking points above or alternatively in the middle or top enabling multiple application
- Non locking and outward opening variations available
- Suites with the standard range of window handle and Duplex handles
- Backplate can be replaced with a 2-hole version (screw or rivet)
- Suitable for M5 countersunk fixing screws
- Available in several finishes or matching RAL finish on request
- Complimentary B395 pegstay available in 3 sizes for standard window opening
- Complimentary door handles and escutcheons available for suited look



B646NOSEOI & 2 Connectors

B195K09FTROI – Key Locking with Connectors

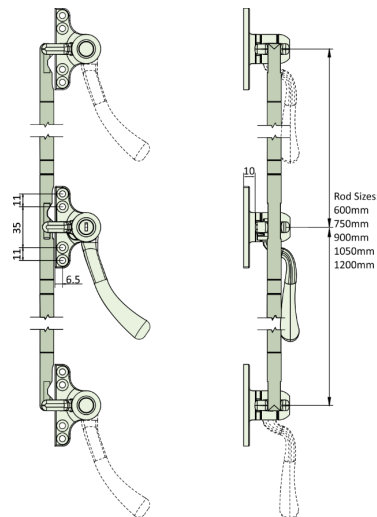


B205 Scrolled Classic Handle Triplex 4-Hole Backplate (Open Out)



PRODUCT FEATURES & TECHNICAL INFORMATION

- A Triplex window handle that gives 3 locking points operated from a single handle, use with B646 connecting rods available in 5 sizes
- Often used for windows above 1800mm or where access to a single cockspur handle becomes difficult
- The handle can be positioned at the base of the window with 2 'nose' locking points above or alternatively in the middle or at the top enabling multiple applications
- Non locking, inward opening and night variations available
- Suites with the standard range of window handle and Duplex handles
- Backplate can be replaced with a 2-hole version (screw or rivet)
- Suitable for M5 countersunk fixing screws
- Available in several finishes or matching RAL finish on request
- Complimentary B375 pegstay available in 2 sizes for standard window opening
- Complimentary door handles and escutcheons available for suited look



Dimensions Outward Opening 4 hole Backplate

B646NOSE & 2 Connectors

B205K09FTR – Key Locking with Connector

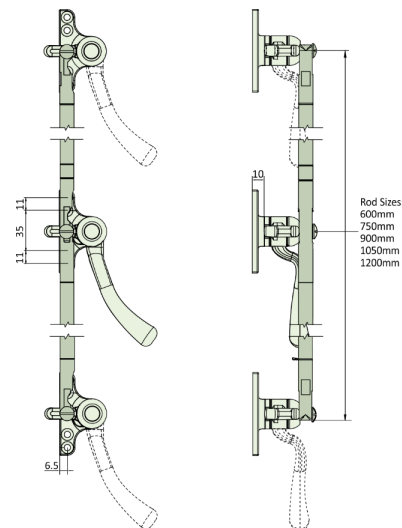


PRODUCT FEATURES & TECHNICAL INFORMATION

- A Triplex window handle that gives 3 locking points operated from a single handle, use with B646 connecting rods available in 5 sizes
- Use for inward opening windows above 1800mm or where access to a single cockspur handle becomes difficult and/or when night vent option required
- The handle can be positioned at the base of the window with 2 'nose' locking points above or alternatively in the middle or at top for multiple applications
- Non locking and outward opening variations available
- Backplate can be replaced with a 2-hole version (screw or rivet)
- Suitable for M5 countersunk fixing screws
- Suites with the standard range of window handle and Duplex handles
- Available in several finishes or matching RAL finish on request
- Complimentary B375 pegstay available in 2 sizes for standard window opening
- Complimentary door handles and escutcheons available for suited look

B205 Scrolled Classic Handle Triplex 4-Hole Backplate

Night Vent Facility (Open in)



Dimensions Inward Opening In 4 hole Backplate

B646NOSEOI & 2 Connectors


B205K09FTROI – Key Locking with Connectors



Window Handle Accessories

For different window configurations and applications, SWF stock a range of accessories to complete your ideal appearance and set up.

Wedges in various sizes ensure that your closure is tight and secure.



swf

STEEL WINDOW FITTINGS

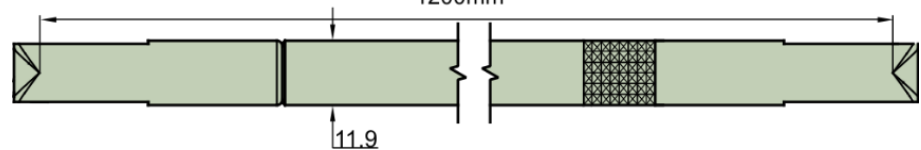
B646 Duplex and Triplex Connecting Rod



PRODUCT FEATURES & TECHNICAL INFORMATION

- Connecting rod available in 5 sizes, ferrule allows adjustment of + 6mm
- For use when fitting Duplex and Triplex window system
- Different size rods can be used in conjunction with each other when installing Triplex system to suit application set up
- Connector illustrated is supplied with B646NOSE
- Available in several finishes or matching RAL finish on request
- Complimentary window handles, peg stays, door handles and escutcheons available for suited look

Rod Sizes:
600mm
750mm
900mm
1050mm
1200mm



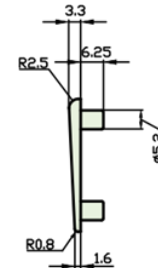


PRODUCT FEATURES & TECHNICAL INFORMATION

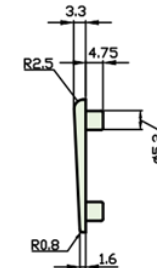
- Tapered natural brass wedge for open out windows
- Available in different sizes to suit different window profiles and configurations.
- Most wedges available in both short (S) and long (L) fixing 'legs'
- To calculate the wedge height, the distance between the moving and fixed leaf is required. Our 'nose height' from the base of 4 hole back-plate to underside of nose of handle which dives up the wedge is 10mm. As an example if you have 5mm height you would need a 5mm wedge ($5+5=10$) *Please note the 'nose height' from the base of a 2 hole backplate is reduced to 6.5mm*



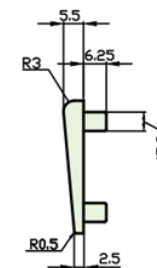
B557 (3L)
3mm thick 6.25mm
legs (long legs)



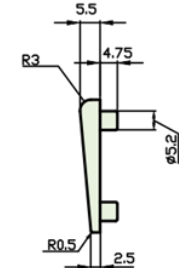
B558 (3S)
3mm thick 4.75mm
legs (short legs)



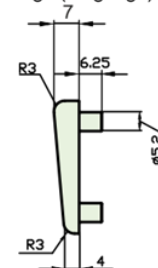
B651 (5L)
5mm thick 6.25mm
legs (long legs)



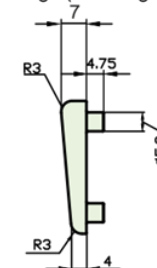
B650 (5S)
5mm thick 4.75mm
legs (short legs)



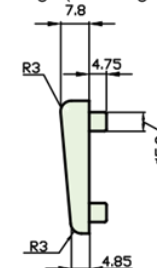
B556 (6L)
6mm thick 6.25mm
legs (long legs)



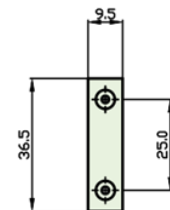
B555 (6S)
6mm thick 4.75mm
legs (short legs)



B559 (7S)
7mm thick 4.75mm
legs (short legs)



All Wedges



Dimensions

Example of 'Short' and 'Long' legged wedge



Window Handle Open In Face Hook Wedges

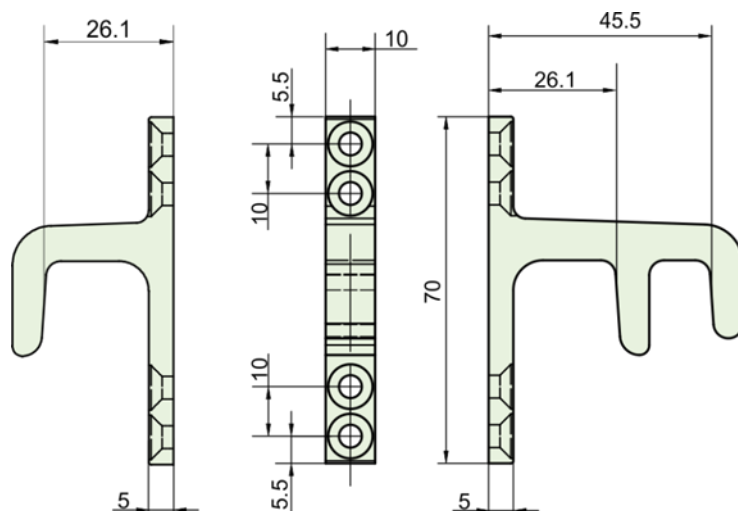


B266FHW

B267DHW

PRODUCT FEATURES & TECHNICAL INFORMATION

- Face mounted Hook wedges for open inward windows and suitable for all our handle range along with Duplex and Triplex window systems
- B266FHW standard face hook wedge
- B267DHW Double face hook wedge offers option for 'night vent' operation whilst handle is securely placed
- Suitable for M5 countersunk fixing screws
- Available in several finishes or matching RAL finish on request



Dimensions



Window Handle Open In Hook Wedges



S750NP



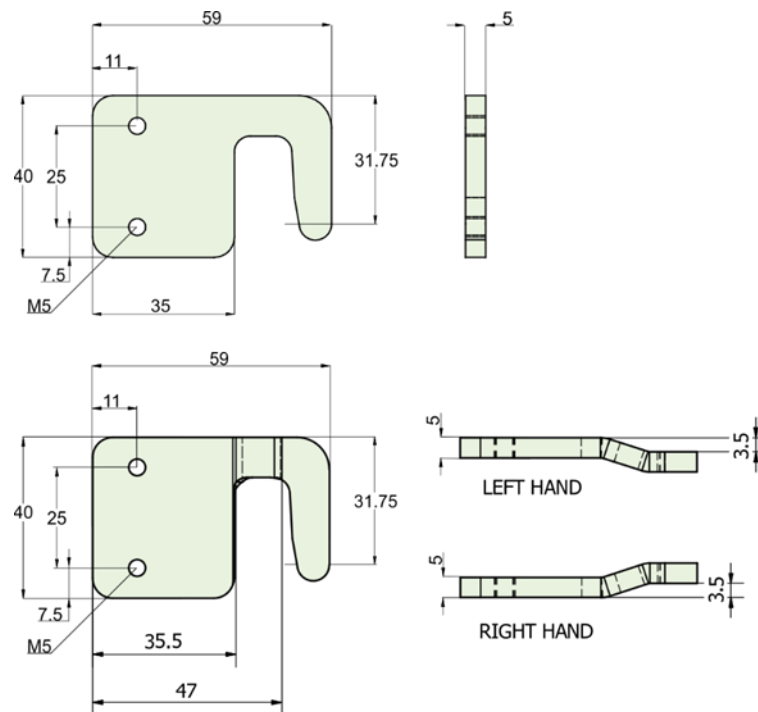
S750LNP



S750RNP

PRODUCT FEATURES & TECHNICAL INFORMATION

- Hook wedges for use with open inward windows
- Fixed to the window frame a suitable finish is applied during window preparation for colour/finish matching.
- S750NP is a straight hook wedge and can be used for either left or right handed applications
- S750LNP and S750RNP are cranked hook wedges, available in left and right handed to suit application





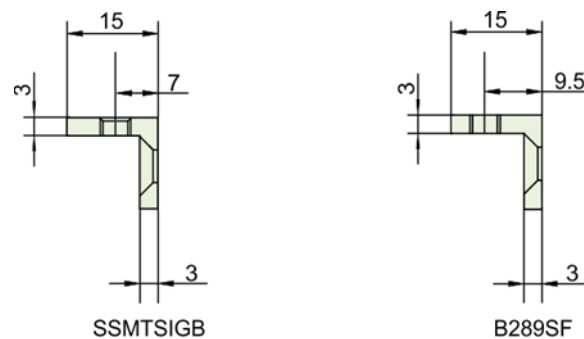
Window Handle Open In Face Hook Wedges

PRODUCT FEATURES & TECHNICAL INFORMATION

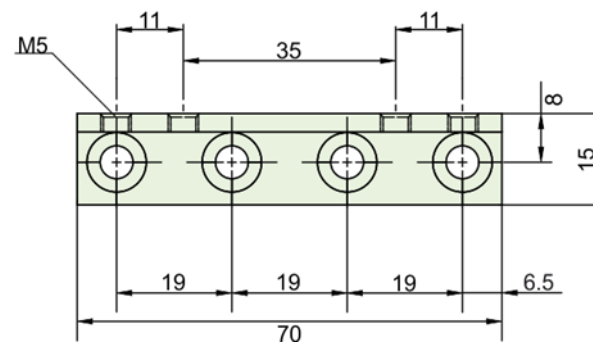
- Use for Inside Glaze applications
- Fixing bracket allows any of our 4 hole backplate handles to be fitted as a 'side' fix configuration.
- B289SF handle offset 9.5mm
- SSMTSIGB handle offset 7.0mm
- Available in several finishes or matching RAL finish on request



B289SF



SSMTSIGB





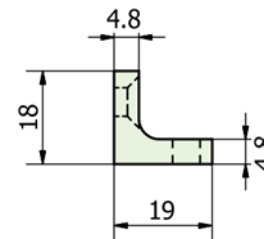
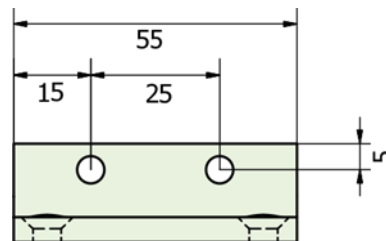
Window Handle Open In Hook Wedges

PRODUCT FEATURES & TECHNICAL INFORMATION

- Allows our handles to be fitted on open out timber windows
- T775WC Wedge carrier is used to hold our standard brass wedge enabling use with all of our cockspur window handles
- Suitable for M5 Countersunk fixing screws
- Available in several finishes or matching RAL finish on request



T775WC



Dimensions



2 Hole Backplate



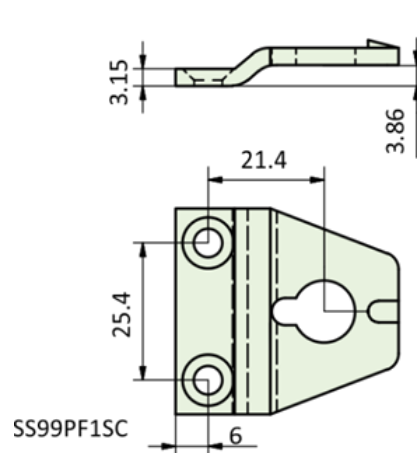
SS99PF1



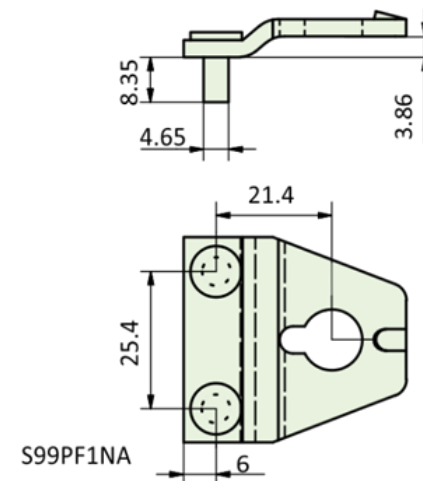
S99PF1NA

PRODUCT FEATURES & TECHNICAL INFORMATION

- A 2-hole backplate which can be used with our standard cockspur handles. Replacing the standard 4-hole backplate
- Often used for older windows with a 1" centre hole makes this an excellent fit when doing renovation work
- SS99PF1 is available in several finishes for a suited look and fits to windows using suitable M5 countersunk screws
- S99PF1NA features 2 fixing rivets—requires suitable finish to be applied



SS99PF1SC



S99PF1NA



Steel Window Fittings

Steel Window Fittings LTD,
Unit 5, Bridge Business Park,
Horsehay, Shropshire, TF4 3EE

Info@steelwindowfittings.com

+44 (0) 1952 794054

+44 (0) 1952 794154

steelwindowfittings.com

Co. Reg No: 7614370 England

VAT Reg No: GB 114 4647 30



This Catalogue supersedes all previous issues and can be subject to change without any prior notification. With our continuous product development we reserve the right to make modifications to our products which may include but not limited to specification, dimension and configuration changes without prior notice. This Catalogue is designed to provide you with useful information and pictures as guidance to help you choose the right products for your application. Whilst every care is taken to ensure accuracy of information contained at time of publication please note error & omissions expected (E&OE)